




Parts of a Computer

Learning in this chapter

- Parts of a computer
- More Parts of a computer



We have put up all computer parts together on the table.



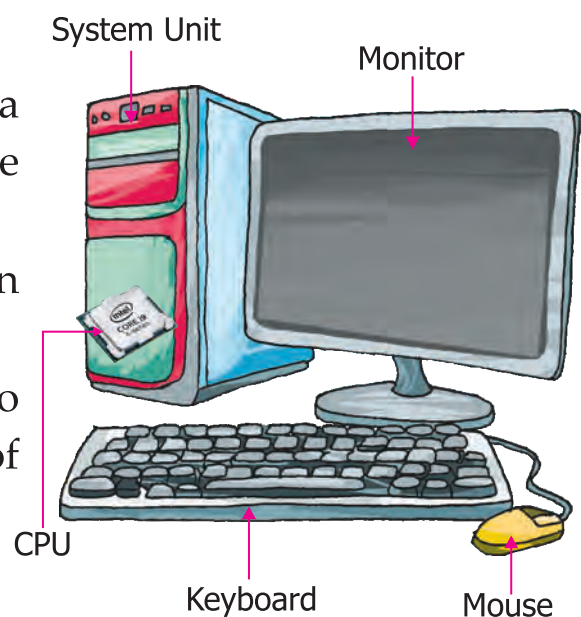
Let us now connect them all to the CPU.

Parts of Computer

Just as there are different parts of our body, a computer also has different parts. All these parts together make a computer work.

Observe the main parts of the computer in the picture given here.

We need at least these four basic parts to work on the computer. Lets have a review of these parts.



Remember

- Other computer parts can be called its helping parts.

Icon-X-2

Monitor

Three different types of monitors are shown below :

- It shows us words and pictures on its screen.
- We can also see movies, and cartoons on the monitor.
- The monitor is also known as the Visual Display Unit or VDU.



LCD monitor




CRT monitor



LED Monitor

Keyboard

- Keyboard helps us to type words, numbers and symbols on the computer.
- We can also use it to give commands to the computer.



Do you
Know?

The Keyboard has small push buttons called keys. We press the keys to type on the computer.

Mouse

- A Mouse has two buttons – left button and right button.
- There is also a scroll wheel in between the buttons.




Mouse



- A Mouse helps us to point and click the items displayed on the computer screen.

CPU

- CPU stands for Central Processing Unit.
- CPU is called the brain of computer.
- Computer works with the help of its CPU.
- CPU also has a CD/DVD drive. We use it to play CDs and DVDs.



Remember

- All parts of the computer must be connected to the CPU to work.

Activity

Fill in the missing letters to complete each word :

1. The __ON__T__ shows words and numbers on its screen.
2. The M__U__E helps us to point and click.
3. The C__ is called the brain of computer
4. To type on the computer we need a K__ B__AR__.



More Parts of a Computer

Apart from these, there are many other devices that can be connected to a computer for different purposes.

Printer

- The Printer helps us to take a printout of the work that we have done on the computer.
- The printed copy of the computer work is called a **printout** or **hard copy**.





Dot matrix printer



Ink jet printer



Laser printer

Speakers

- Speakers help us to hear sound from a computer.
- Usually, we attach a pair of speakers to the computer.



Speakers

Computer Ethics

You should not play speakers at a loud volume. It may disturb others.

Headphones

Headphones are like small portable speakers. We can wear them over our ears and listen to the music while on the move.



Headphone

Microphone

A Microphone allows us to record our voice into the computer.



Microphone

Do you Know?

A **Headset** is a combination of headphone and a microphone. It is used while making phone calls and video calls over the Internet.

Joystick

The Joystick works like a mouse. It helps us to play games on the computer.



Joystick



UPS

UPS stands for **Uninterrupted Power Supply**. It keeps the computer ON for some time even when the electricity goes off.



UPS

Computer's Storage Devices

Just as we use our memory to remember things, a computer uses its memory devices to store and remember information.

Hard Disk, CD, DVD and Pen Drive are some common memory devices used with the computer. We also call them as the **Storage Devices**.



Hard Disk



CD



DVD



Pen Drive



Remember

- Hard disk is the main storage device of a computer. It lies inside the CPU and can store a very large amount of information.

Activity

Circle the storage devices among the following pictures :



CD



Monitor



Hard Disk



Speakers




Joystick



Pen Drive



Printer




DVD





POINTS to Recall

- Monitor, Keyboard, Mouse and CPU are the main parts of a computer.
- Mouse helps us to point and click the objects displayed on the monitor screen.
- Printer, Speaker, Joystick, UPS, Microphone and Headphones, etc. are some other parts of a computer.
- Computers use storage devices like Hard disk, CD, DVD and Pen drive to store information.



TERMS to Learn

- **Microphone** : A computer part that helps to record our voice/sound into the computer.
- **Headphones** : Small portable speakers that we can wear over our ears.
- **Headset** : A device which is a combination of headphones and a microphone.
- **Storage Devices** : Devices which are used to store information.



Multiple Choice Questions :

A. Tick (✓) the correct answer :

- Which computer part helps you to hear sound?
 a. UPS b. Joystick c. Speakers
- Which computer part helps you to print a drawing on paper?
 a. Microphone b. Printer c. Headphones
- Which computer part helps you to play games on the computer?
 a. Joystick b. Microphone c. UPS
- Which computer part lets you to record your voice on the computer?
 a. UPS b. Microphone c. Printer
- Which computer part helps you to hear sound in your ears only?
 a. Headphones b. Printer c. Microphone

B. Fill in the blanks using given hints :

HINTS: CD, Microphone, Four, Scroll wheel, Hardcopy

- There are _____ main parts of a computer.



2. _____ is called storage device.
3. In a mouse _____ is in between left and right button.
4. The printed copy of the work is called _____.
5. _____ allows us to record our voice into the computer.

C. Write (T) for True and (F) for False statements :

1. We wear headphones over our ears.
2. The Headset is a combination of headphones and a mouse.
3. We can record our voice into the computer with the help of a printer.
4. We can use the keyboard to give commands to the computer.
5. The CPU is called the brain of the computer.
6. Laser printer is a kind of printer.

D. Draw a line to match the name of the computer part to its picture :

1. CPU



2. PRINTER



3. SPEAKERS



4. HEADPHONE



5. MICROPHONE



6. MONITOR



7. KEYBOARD



8. MOUSE



E. Write the name of a computer part which helps you to do the following :

1. Listen to sound given out by the computer. _____
2. Store the work done on the computer. _____
3. See movies and cartoons. _____
4. Play games on the computer. _____
5. Type words and numbers. _____
6. Take printout of the work done on the computer. _____

F. Very Short Answer Questions :

1. What is the full form of UPS?

2. How can you listen songs on a computer?

3. Which part of the computer is called its brain?

4. Which part of the computer allows you to record voice in computer?

G. Short Answer Questions :

1. What is the function of the Monitor?








2. What does an UPS help us to do?

3. Why we use a headset?



Activity Time

A. Fill in the crossword with the help of picture hints.

					C		P			
			K		M					R
P										
			M				S			
	S			A						

B. Lots of things are strewn around in Billy's garden. Identify the computer parts and circle them :



Icon-X-2



Lab Activity

Practical 1 :

- Open Wordpad with the help of your teacher.
- Type the following sentences and fill in the blanks by using the jumbled letters given in the blocks.
 - I am the brain of a computer. I am a _____ U P C
 - I sit on a pad. I am a _____ O S E U M
 - I am round in shape. I can store a lot of information. I am a _____ D C
 - I have many keys. I am a _____ Y E K O R D A B
 - I look like a TV. I am a _____ O R I T O M
 - I give hard copy of the computer work. I am a _____ I T R P E N R
 - I am a combination of headphone and a microphone. I am a _____ D S H T E A E
 - I works like a mouse. I am a _____ S K C O I Y T J



For Teacher's

1. Help children to identify the main parts of a computer. Also show them different types of helping parts as mentioned in the chapter.
2. Show different types of storage devices to children. Tell them in brief about the function of each storage device.
3. Play some educational CD like the 'Panchtantra Stories' to the students and interact with them.
 - Ask the students to narrate the stories.
 - Give them guidelines so that they can participate.